

The Supra<sup>®</sup> Home Tour app helps you keep track of the homes you have toured. Easily capture your impressions of a home by adding photos, comments, and ratings for rooms, yards, and other amenities. Never again forget which home had which amenity!

- Search properties listed in your area
- Receive alerts from your real estate agent\* for recommended properties
- Keep photos and notes organized
- Rate rooms and amenities to calculate an overall property score or assign an overall score directly
- Create your own custom rating categories
- Compare the properties you've rated
- Share your ratings with friends and family
- Send feedback to your real estate agent\*



## Get Started

**TIP:** For a quick tutorial of the Home Tour app, select the Settings icon  and then select **Tutorial**.

Requirements	
Minimum operating system	Android 5.0 (Lollipop), iOS 10
Network connection	Cellular data or Wi-Fi
Other	Welcome email with unlock code from your real estate agent*

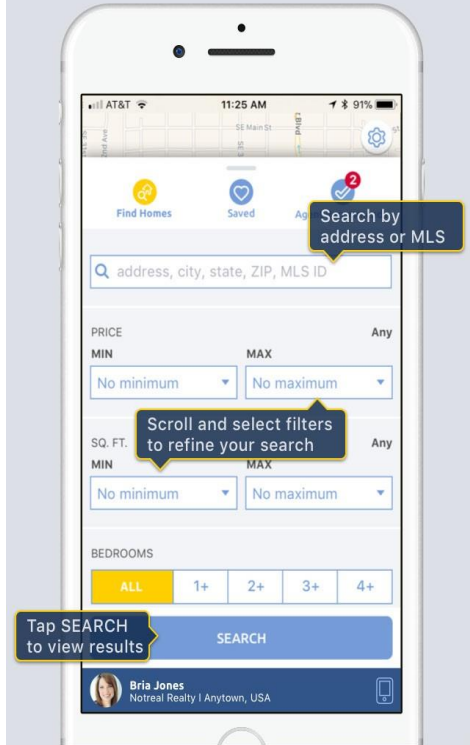
Installation	
Step	Description
1.	Download and install the Supra Home Tour app from your device's app store.
2.	Enter email address.
3.	Enter unlock code, click on the quick launch URL, or copy and paste the unlock code from the welcome email.
4.	Read and agree to the end user license agreement (EULA) and privacy policy.
5.	Click <b>Submit</b> .

\* Real estate agent must have a valid subscription to a Supra eKEY Professional account

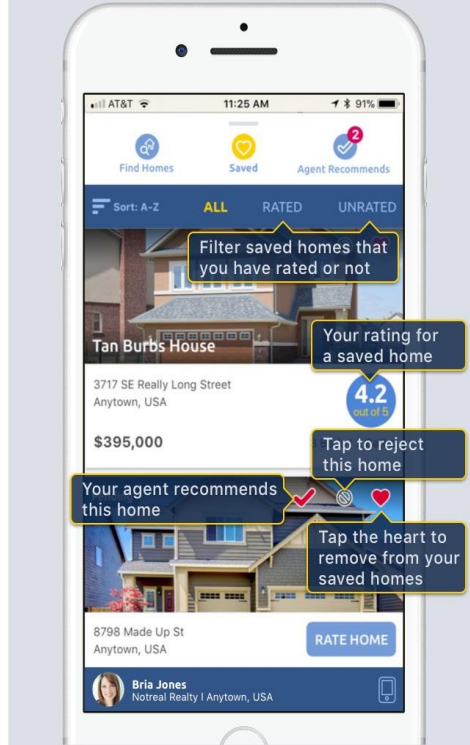


# How To...

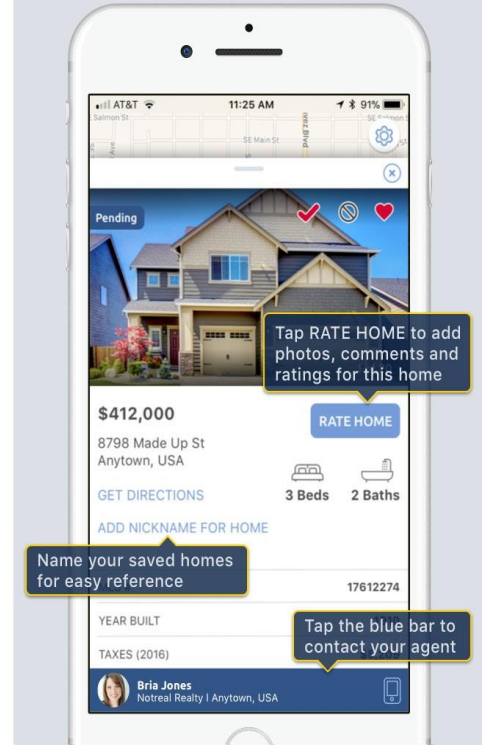
## Search New Homes



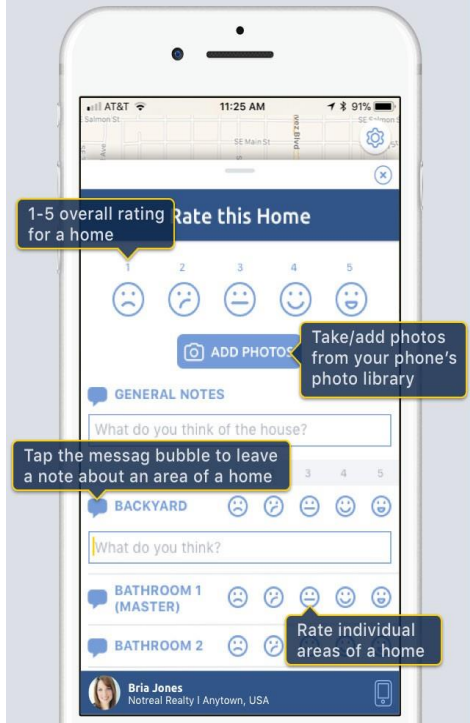
## Search Saved Homes



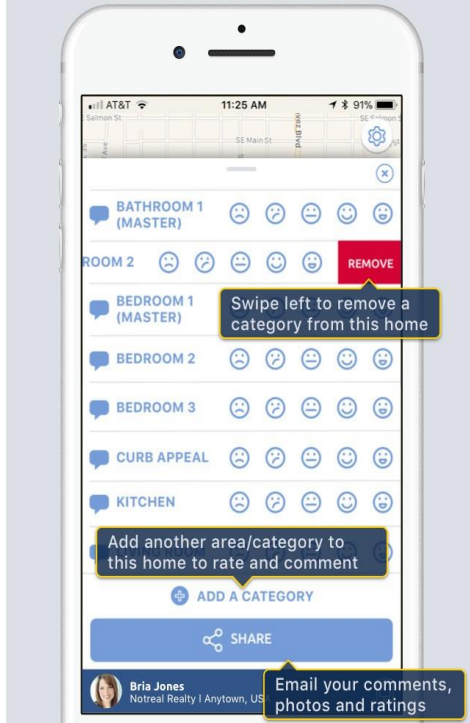
## Add Details / Contact Agent



## Rate a Home / Add Notes / Add photos



## Adjust Rating Categories / Share Ratings



## Adjust Default Settings

